

BOWRIDER SERIES



 REGAL

WELCOME TO THE REGAL FAMILY

Dear Regal Family (and future family),

We love building boats. They are the heart and soul of a dream that began 48 years ago, and we are very proud of the Regal legacy. We are not just boat builders. We are passionate boaters who strive to pursue the ultimate boating experience.

For those who enjoy the entertainment of a 1900 ES on the lake, or want to cruise some of the world's most beautiful waters on a 53 Sport Coupe, know that we are thinking of you with every boat we build. Our mission is to create an experience that goes far beyond what you can imagine; the kind of experience that embraces a lifetime of cherished memories with your family and friends.

We have always been a family-oriented business, and always will be. We care deeply about our team, our dealers, and our Regal owners. For those of you who are already part of our family, we thank you for placing your trust and confidence in us. And for those yet to discover the Regal lifestyle, we invite you to join us on this journey filled with wonder, excitement and fun, where your final destination awaits.

Join us... you'll be glad you did.



Duane Kuck, President & CEO



Tim Kuck, Executive Vice President & COO



WE ARE DREAMING WITH YOU.

We all have a dream inside of us patiently waiting to become a reality, but finding that dream doesn't happen overnight. It takes time to build and to stir inside of us, waiting for the right moment to show itself. Some people search their entire life for it, but sometimes, your dream finds you. At Regal, we are dreaming with you. That's why our pursuit of the ultimate boating experience for you and your family is at the center of everything we do.

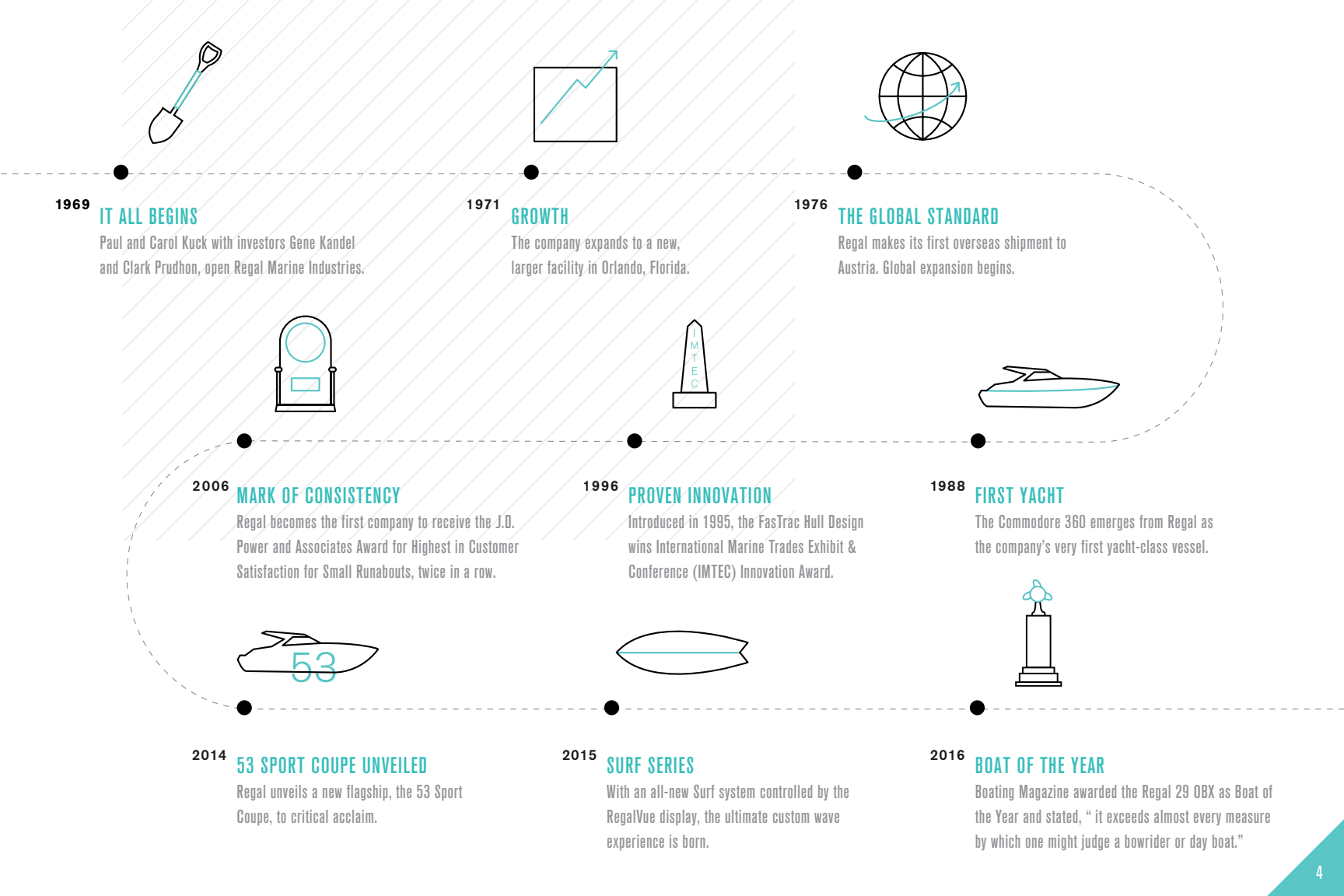


[WATCH: REGALBOATS.COM/DREAMING](https://www.regalboats.com/dreaming)



OUR MISSION

With God's help and a steadfast commitment to integrity, we will develop a team of exceptional people and relationships to provide exceptional customer satisfaction.

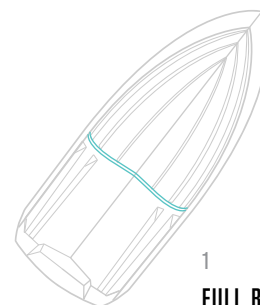



**FASTRAC
HULL**

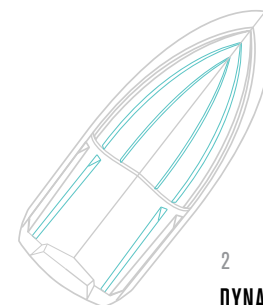
UNPRECEDENTED EFFICIENCY REMARKABLE SPEED.

One of Regal's greatest engineering achievements occurred in 1995, the FastTrac hull. This patented and award-winning design has been thoroughly refined, proving its excellence year after year. At the heart of this marine marvel is our full-beam step. When combined with an aerated bottom, friction is dramatically reduced, allowing the boat to glide effortlessly on the cushion of air created between the hull and the water's surface. The result is up to 26% faster speeds and 30% better fuel efficiency. On paper, those numbers are impressive. On the water, they're absolutely astounding.

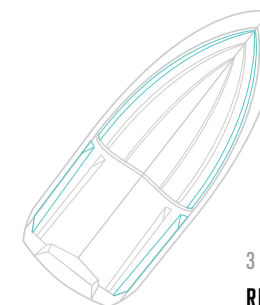
BENEFITS OF THE FASTRAC HULL DESIGN



1
**FULL BEAM
STEP**



2
**DYNAMIC
LIFTING
STRAKES**



3
**REVERSED
CHINES**

26% FASTER SPEEDS

Regal's innovative full-beam step is engineered to channel air under the hull, reducing drag and friction. This results in unprecedented 26% faster cruising speeds.

30% BETTER FUEL ECONOMY

The FastTrac hull allows for smaller engines, providing better fuel efficiency while still out-performing competitors with larger engines.

EXHILARATING HANDLING

The deep V hull, dynamic lifting strakes and reversed chines provide outstanding handling, even in choppy conditions.



1 LED COCKPIT LIGHTING
Turn on the blue LED cockpit lighting and be the talk of the dock, both day and night.

2 IN-MOLD GELCOAT BOOTSTRIPE
Tastefully accent your boat with superior durability compared to taped bootstrips.

3 STAINLESS WINDSHIELD HEADER
Our custom one-piece stainless windshield header provides more strength and durability.

4 PREMIUM UPHOLSTERY DESIGN
Enjoy beautifully detailed upholstery that combines style and comfort.

5 316 GRADE STAINLESS HARDWARE
All Regal models feature upgraded 316 grade stainless hardware for lasting strength.

6 FRENCH STITCHING
French stitching not only enhances the look of your upholstery, but the strength as well.

CRAFTED WITH CARE BY PEOPLE WHO CARE.

Crafting a world-class product is more than just a job to us; it's what we pride ourselves in. There is a certain satisfaction that can only be found in creating something out of nothing. What we do not only lifts our spirits, but emboldens us to take new chances. We continue to innovate and strive to achieve new levels of excellence, because it's what we love to do.



REGAL FEATURES AND TECH



1



2



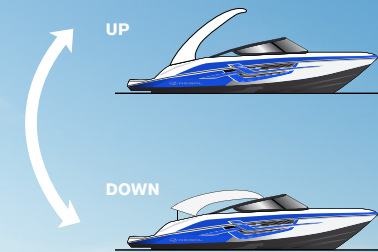
3



4



6



1 MULTI-POSITION ULTRALOUNGE

Our multi-position UltraLounge gives you flexibility and comfort.

2 LOW-TO-THE-WATER SWIM PLATFORM

A full-beam platform positioned at the waterline provides effortless boarding.

3 POWERPLATFORM

With the touch of a button, gently submerge the platform.

4 VINYL-WRAPPED DASH

Our hand-stitched vinyl wrapped dash is designed to be noticed.

5 FUSION MARINE STEREO

Full integration for your smart phone which can be enclosed in a waterproof uni-dock.

6 ESX PACKAGE OPTION

ESX is a dynamic package featuring extreme sport graphics, color matched upholstery, adrenaline-charged color schemes, and a black windshield header.

7 POWERTOWER

Low bridges, storage, boathouses and towing are all taken care of with just the push of a button, thanks to our innovative PowerTower.



5





FEATURES & SPECIFICATIONS

SOCIAL
SEATING LAYOUT

ESX ESX is a dynamic package featuring extreme sport graphics, color matched upholstery, adrenaline-charged color schemes, and a black windshield header.

1 ESX PACKAGE OPTION

Turn heads everywhere you go when you add the adrenaline-charged ESX Package.

2 BEST-IN-CLASS SEATING

The 1900 ES sets the standard with comfortable seating for nine.

3 SOCIAL SEATING

A multi-position backrest allows you to face forward or aft.

4 TRANSOM WALK-THRU

The transom walk-thru saves your upholstery from being trampled on.

LENGTH
19' 10"
6 M

BEAM
8' 3"
2.5 M

DRY WEIGHT
3,100lbs
1,406 KG

DEADRISE
22°

FUEL CAPACITY
35gal
132 L

MAX CAPACITY
9
CE 6



FEATURES & SPECIFICATIONS



ESX PACKAGE SHOWN


SOCIAL
SEATING LAYOUT

ESX ESX is a dynamic package featuring extreme sport graphics, color matched upholstery, adrenaline-charged color schemes, and a black windshield header.

1 ESX PACKAGE OPTION

Add the ESX Package to your 2000 ES for a sportier look and feel.

2 SOCIAL SEATING

Enjoy the freedom to choose your view. Flip the Social Seat and face forward or aft.

3 TRANSOM WALK-THRU

Lift the sunpad cushion and save your upholstery from being trampled on.

4 OVERSIZED BOW SEATING

Enjoy more room to stretch out and soak up the rays.

LENGTH
20'
6.1 M

BEAM
8' 6"
2.6 M

DRY WEIGHT
3,400lbs
1,542 KG

DEADRISE
20°

FUEL CAPACITY
40gal
151 L

MAX CAPACITY
10
CE 8



FEATURES & SPECIFICATIONS



TWIN BUCKET
SEATING LAYOUT



ARENA
SEATING LAYOUT



1 BOW SEATING

Discover how wide bow seating with deep freeboard gives you ultimate comfort.



2 RUMBLE SEATING

Comfortably socialize with those in the water with just a flip of the seat.

3 MOST-IN-CLASS STORAGE

Every inch of this bowrider is designed for maximum capacity and cargo space.

4 FASTRAC HULL (OPPOSITE PAGE)

Our signature stepped hull propels you up to 26% faster with up to 30% better fuel efficiency.

LENGTH

21'

6.4 M

BEAM

8' 6"

2.6 M

DRY WEIGHT

3,500lbs

1,587 KG

DEADRISE

20°

FUEL CAPACITY

40gal

151 L

MAX CAPACITY

10

CE 9



FEATURES & SPECIFICATIONS



TWIN BUCKET SEATING LAYOUT



ARENA SEATING LAYOUT



- 1 POWERTOWER**
When you are ready to enjoy water sports, the PowerTower creates a great pull location.
- 2 MOST-IN-CLASS SEATING**
The cockpit layout offers maximum storage, seating, and comfort.
- 3 RUMBLE SEATING**
The transom flip-up seating is a great place to hang out with friends and enjoy a great view of the water.
- 4 FASTRAC HULL (OPPOSITE PAGE)**
Our signature stepped hull doesn't just improve performance and efficiency, it boasts extreme handling as well.

RX A combination of the PowerTower, FasTrac hull, Fusion stereo and other standard features get the adrenaline flowing.

LENGTH
21'
6.4 M

BEAM
8' 6"
2.6 M

DRY WEIGHT
3,650lbs
1,655 KG

DEADRISE
20°

FUEL CAPACITY
40gal
151 L

MAX CAPACITY
10
CE 9



FEATURES & SPECIFICATIONS

SOCIAL
SEATING LAYOUT**ESX**

ESX is a dynamic package featuring extreme sport graphics, color matched upholstery, adrenaline-charged color schemes, and a black windshield header.

1 ESX PACKAGE OPTION

A dynamic package option to give your 22 FasDeck an edgy look.

2 TRANSOM WALK-THRU

Boarding is simple and hands free thanks to the walk-thru with gas struts.

3 TRANSOM BENCH SEATING

Whether you're rafted up, beached, or anchored, the full-size transom bench seat provides a comfortable place for a panoramic view.

4 SOCIAL SEATING

Flip the seat to face forward or aft and see the action on the water or in the boat.

LENGTH
22' 4"
6.8 M

BEAM
8' 6"
2.6 M

DRY WEIGHT
3,950lbs
1,792 KG

DEADRISE
20°

FUEL CAPACITY
40gal
151 L

MAX CAPACITY
12
CE 10



FEATURES & SPECIFICATIONS



TWIN BUCKET
SEATING LAYOUT



ARENA
SEATING LAYOUT

1 MOST-IN-CLASS SEATING
The cockpit layout of the 2300 provides more room to make memories.

2 DUAL ULTRALOUNGE
Two side-by-side four-position UltraLounges provide versatility and comfort.

3 PREMIUM DASH
The premium hand-stitched dash features luxurious vinyl wrapping and provides the driver ultimate control with the optional RegalVue or Garmin chartplotter.

4 FASTRAC HULL (OPPOSITE PAGE)
Our stepped hull rides on a cushion of air allowing you to achieve up to 26% faster speeds with up to 30% better fuel efficiency.

LENGTH
24'
7.3 M

BEAM
8' 6"
2.6 M

DRY WEIGHT
3,980lbs
1,805 KG

DEADRISE
20°

FUEL CAPACITY
56gal
212 L

MAX CAPACITY
12
CE 9



FEATURES & SPECIFICATIONS



1 DUAL ULTRALOUNGES
Enjoy the transom with these dual, four-position UltraLounges.

2 EXPANSIVE BOW SEATING
The curved seating in the bow contours to your body, creating a more comfortable lounging area.

3 COMFORT CURVE
The unique corner curves at your knees for extra space and comfort.

4 ARENA SEATING
The wraparound arrangement seats more, stores more, and is the front row for water sports action.



TWIN BUCKET
SEATING LAYOUT



ARENA
SEATING LAYOUT

RX A combination of the PowerTower, FasTrac hull, Fusion stereo and other standard features get the adrenaline flowing.

LENGTH
24'
7.3 M

BEAM
8' 6"
2.6 M

DRY WEIGHT
4,280lbs
1,941 KG

DEADRISE
20°

FUEL CAPACITY
56gal
212 L

MAX CAPACITY
12
CE 9



FEATURES & SPECIFICATIONS



ARENA
SEATING LAYOUT



1 ULTRALOUNGE

A six-position UltraLounge gives you flexibility and comfort for every occasion.

2 LOW-TO-THE-WATER SWIM PLATFORM

A full-beam platform positioned at the waterline provides effortless boarding.

3 BEST-IN-CLASS HEAD

A well-appointed head offers rich amenities including handcrafted cabinetry, solid surface countertops, and the most legroom in class.

4 FASTRAC HULL DESIGN (OPPOSITE PAGE)

Our signature stepped hull propels you up to 26% faster with up to 30% better fuel efficiency.

LENGTH
24' 3"
7.3 M

BEAM
8' 6"
2.6 M

DRY WEIGHT
4,320lbs
1,956 KG


DEADRISE
20°

FUEL CAPACITY
56gal
212 L

MAX CAPACITY
13
CE 8



FEATURES & SPECIFICATIONS


ARENA
SEATING LAYOUT

RX A combination of the PowerTower, FasTrac hull, Fusion stereo and other standard features get the adrenaline flowing.



1 LOW-TO-THE-WATER SWIM PLATFORM
The full-beam platform right at the waterline makes it easier to enjoy activities on the water.

2 ULTRALOUNGE
A six-position UltraLounge gives you flexibility and comfort.

3 SPACIOUS BOW SEATING
The FasDeck design allows for maximum bow seating space.

4 ARENA SEATING
Arena seating offers the best seat in the house for socializing or enjoying the water sports action.

LENGTH
24' 3"
7.3 M

BEAM
8' 6"
2.6 M

DRY WEIGHT
4,580lbs
2,077 KG

DEADRISE
20°

FUEL CAPACITY
56gal
212 L

MAX CAPACITY
13
CE 8



FEATURES & SPECIFICATIONS

**1 LOW-TO-THE-WATER SWIM PLATFORM**

A full-beam platform is positioned at the waterline.

2 PREMIUM DASH

Drivers get to experience ultimate luxury and control thanks to the hand-stitched premium vinyl wrapped dash.

3 MOST-IN-CLASS COCKPIT SEATING

More seating in the cockpit means more room for family and an abundance of storage space for all your boating needs.

4 DUAL ULTRALOUNGES

Comfortably enjoy the beautiful view from multiple seating positions.



LENGTH
26' 3"
8.0 M

BEAM
8' 6"
2.6 M

DRY WEIGHT
4,600lbs
2,086 KG

DEADRISE
21°

FUEL CAPACITY
74gal
280 L

MAX CAPACITY
YACHT CERT.
CE 13



FEATURES & SPECIFICATIONS



RX A combination of the PowerTower, FasTrac hull, Fusion stereo and other standard features get the adrenaline flowing.

**1 REGAL RX PACKAGE**

The 25 RX comes standard with aggressive hullside graphics, a unique gelcoat scheme and color matched upholstery.

2 DUAL ULTRALOUNGES

Take the opportunity to enjoy the transom in any position with these dual, four-position, reversible UltraLounges.

3 DEDICATED STORAGE

The 25 RX features storage under nearly every seat, including a dedicated space for your cooler.

4 POWERTOWER (OPPOSITE PAGE)

Regal's one-touch lowering fiberglass tower offers three times the strength of a traditional tower for the best watersports experience.

LENGTH
26' 3"
8.0 M

BEAM
8' 6"
2.6 M

DRY WEIGHT
4,750lbs
2,155 KG

DEADRISE
21°

FUEL CAPACITY
74gal
280 L

MAX CAPACITY
YACHT CERT.
CE 13



FEATURES & SPECIFICATIONS


SOCIAL
SEATING LAYOUT


1 SOCIAL SEATING
Face forward or lounge aft with a flip of the backrest.

2 OVERSIZED BOW
The 26 FasDeck's wide bow allows for maximum seating space.

3 ENCLOSED FULL-SIZE HEAD
The well crafted, upscale head is designed with dark cabinetry, a vessel sink, and incredible space.

4 MOST-IN-CLASS STORAGE
We designed every inch for maximum capacity and ample storage space.

5 ULTRALOUNGE (OPPOSITE PAGE)
Our UltraLounge allows you to enjoy your surroundings from any position.

6 SWIM PLATFORM (OPPOSITE PAGE)
A full-beam platform positioned at the waterline provides effortless boarding.

LENGTH
26' 6"
8.0 M

BEAM
8' 6"
2.6 M

DRY WEIGHT
5,050lbs
2,290 KG

DEADRISE
21°

FUEL CAPACITY
74gal
280 L

MAX CAPACITY
YACHT CERT.
CE 13



FEATURES & SPECIFICATIONS

SOCIAL
SEATING LAYOUT**1 FASTRAC HULL DESIGN**

Our signature stepped hull propels you up to 26% faster with up to 30% better fuel efficiency.

2 OPTIONAL POWERPLATFORM

With the touch of a button, gently submerge the platform underwater for easier water and boat entry.

3 POWERTOWER

Lower the PowerTower with just the push of a button for low bridges.

4 VERSATILE COCKPIT SEATING

The expansive cockpit features multi-position backrests to create the perfect place for a family outing.

LENGTH

28' 4"

8.6 M

BEAM

9'

2.7 M

DRY WEIGHT

6,550lbs

2,971 KG

DEADRISE

21°

FUEL CAPACITY

108gal

409 L

MAX CAPACITY

YACHT CERT.

CE 13



FEATURES & SPECIFICATIONS

**1 QUARTER BERTH**

The 3300 features a spacious berth with dimmable accent lighting.

2 REFRESHMENT CENTER

The refreshment center features a refrigerator, sink, trash can and storage, as well as an optional TV, grill and second refrigerator.

3 LARGEST COCKPIT IN-CLASS

Bring the entire family on your next adventure thanks to the incredibly spacious cockpit with room for 18 people.

4 SOCIAL SEATING

Face forward or lounge aft with a flip of the backrest.

5 ULTRALOUNGE (OPPOSITE PAGE)

Our multi-position UltraLounge is perfect for hanging out in the sun.

6 LOW-TO-THE-WATER SWIM PLATFORM (OPPOSITE PAGE)

The full-beam swim platform, right at the waterline, is the perfect launchpad every time.

LENGTH

34' 2"

10.4 M

BEAM

10' 4"

3.2 M

DRY WEIGHT

10,400lbs

4,717 KG

DEADRISE

21°

FUEL CAPACITY

150gal

568 L

MAX CAPACITY

YACHT CERT.

CE 14

CHOOSE YOUR MODEL

STERNDRIVE POWER

2000 ES
22 FASDECK
26 FASDECK
2800
3300
33 EXPRESS

OUTBOARD POWER

21 OBX
23 OBX
26 OBX
29 OBX
33 OBX
33 XO

STERNDRIVE POWER

1900 ES
2100 | 21 RX
2300 | 23 RX
2500 | 25 RX

SURF POWER

19 SURF
21 RX SURF
23 RX SURF
25 RX SURF

Like the layout of a Regal Bowrider, but prefer a different power? When you choose Regal, you get the freedom to match your style with your preferred power.

OTHER REGAL MODELS

BOWRIDER:	24 FASDECK	24 FASDECK RX	
CUDDY:	2550		
EXPRESS:	26 EXPRESS	28 EXPRESS	33 EXPRESS
SPORT YACHT:	35 SPORT COUPE	42 GRANDE COUPE	53 SPORT COUPE
	42 FLY	46 SPORT COUPE	

SAME PLATFORM.
DIFFERENT POWER.

Along with the possibilities and unique capabilities of sterndrive, outboard or surf power, you will enjoy more activities, reach more destinations and make more memories -- all with the platform to best fit your needs and taste.

* Power options vary by model



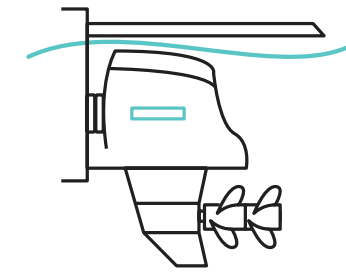
26 FASDECK
STERNDRIVE POWER

26 OBX
OUTBOARD POWER

CHOOSE YOUR POWER

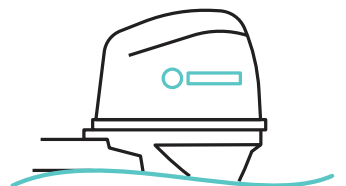
STERNDRIVE POWER

Regain your space when choosing sterndrive power. With a clean and open transom you will have easy access to the water; a true win for boaters who feel that land is too dry.




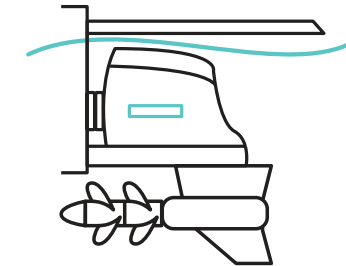
OUTBOARD POWER

Yamaha outboards provide the freedom to bring the entire family on whatever adventure you embark on. Journey to shallow waters, enjoy ease of maintenance and additional storage on your Regal OBX.



SURF POWER

Uniquely engineered forward-facing counter-rotating props pull the boat through the water rather than pushing it. Forward Drive provides boaters with new, unmatched levels of versatility, enhancing just about every use of the boat, from cruising, to performance, to all types of water sports.



regalboats.com/powerofchoice

EXTERIOR COLOR OPTIONS

BLACK

TAHITI BEACH WHITE

SAND STONE

GLACIER GRAY

MEDITERRANEAN BLUE

NEWPORT BLUE

BLUE STEEL

BIMINI BLUE

FLAME RED

BURNT ORANGE

ELECTRIC GREEN

DESIGN YOUR REGAL

Whether you're heading out to the lake for a weekend of family fun or embarking upon an epic adventure at sea, we're confident you'll find a color combination to best suit you.

Measurements and weights are estimates. Regal reserves the right to change all model specifications, standards or options without notice.

Color packages and options may vary by model. Some exceptions may apply.



ESX PACKAGE (1900 ES, 2000 ES, 22 FASDECK)

Edgy colors and adrenaline-charged graphics




CUSTOM NO BOOTSTRIPE (1900 ES, 2000 ES)

Colored hull side with white hull bottom



CLASSIC

White hull with contrasting bootstripe



CUSTOM

Colored hull side with white bottom & contrasting bootstripe



PREMIER

Colored hull side with contrasting bootstripe

BE A WITNESS OF TRUE CRAFTSMANSHIP

We invite you to the Regal factory in Orlando, Florida, to see the care that is built into every Regal model. For more information go to regalboats.com/tour.



2300 JETPORT DR. ORLANDO, FL 32809 | REGALBOATS.COM

